

Stark County's Influenza Weekly Report

Week 42 (10/13/19-10/19/19)



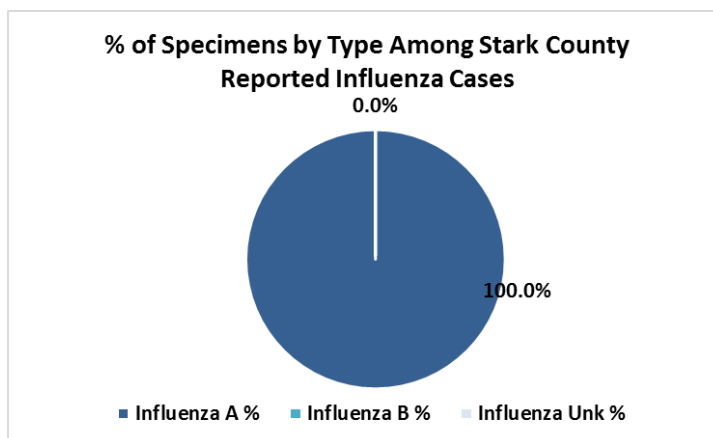
Public Health
Prevent. Promote. Protect.

During Week 42:

- Stark County had no influenza-associated hospitalizations.
- Nationally, 2 influenza-associated pediatric deaths were reported this week.
- 49 influenza A specimens were collected nationally from public health laboratories, 14 subtyped as the 2009 H1N1 virus, 28 subtyped as the H3 virus, and the remainder not subtyped.

So Far this Season:

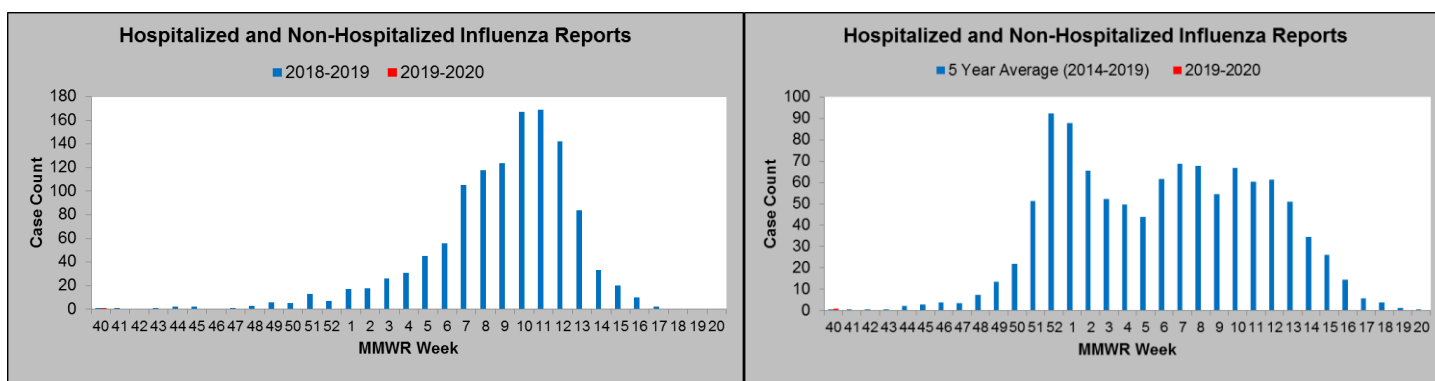
- There has been 1 influenza-associated hospitalization so far this season in Stark County.
- The national cumulative rate of influenza-associated hospitalizations per 100,000 has not been determined.
- 210 Influenza A specimens have been collected nationally from public health laboratories, comprising 58.0% of all specimens collected. Of these 33.7% were subtyped as the 2009 H1N1 virus and 66.3% as the H3 virus.
- Nationally, 2 influenza-associated pediatric deaths have been reported this season.



Viruses Circulating vs. Viruses in this Year's Vaccine

- Nationally not enough specimens were genetically or antigenically characterized to provide sufficient virus characterization data.

Graph 1: Hospitalized and Non-Hospitalized Influenza Cases Reported to the Local Health Department.

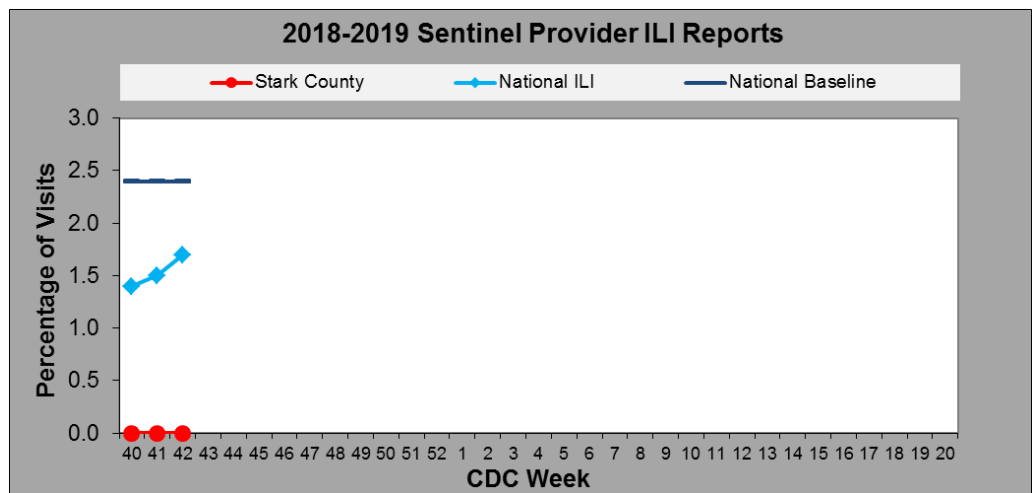


- ◆ There were no cases of hospitalized or non-hospitalized influenza reported during Week 42 in Stark County. Last year at the same time there was 1 case reported.

* All data presented in this weekly report are preliminary and may change as additional information is received.
* Multiyear averages included in this weekly report do not include the 2009/2010 H1N1 season.

Graph 2: Sentinel Provider Reported Influenza Like Illness (ILI) in Stark County.

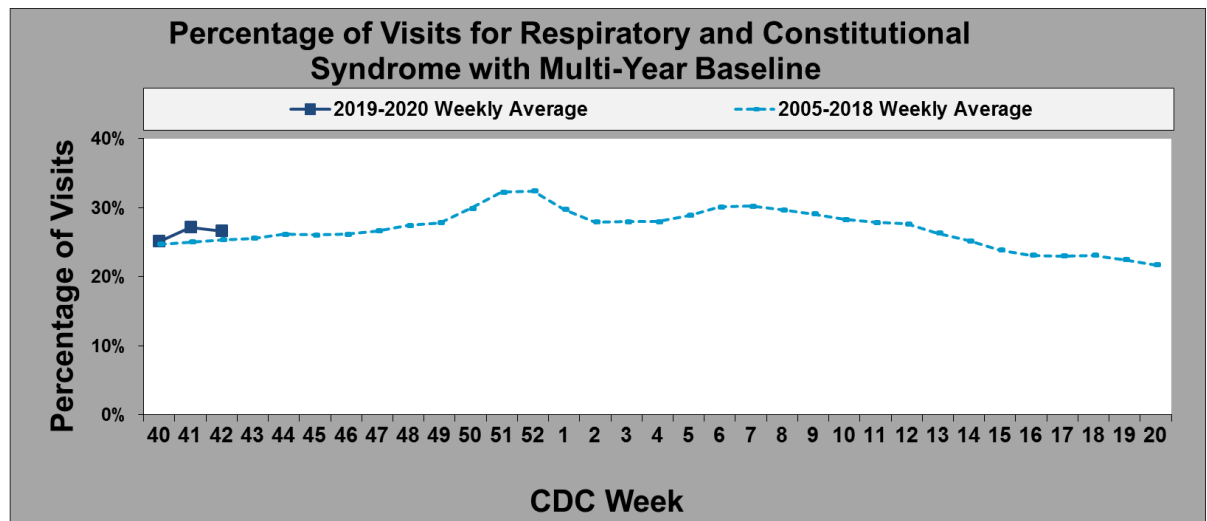
- ◆ During Week 42 the Stark County Sentinel Providers reported no visits for ILI. Nationally 1.7% of visits were for ILI. The national baseline is 2.4% of visits.



Graph 3: Emergency Department Visits for Respiratory and Constitutional Syndromes.

(Source: Health Monitoring Systems, EpiCenter, Hospital and Stat Care Patient Registration Surveillance System)

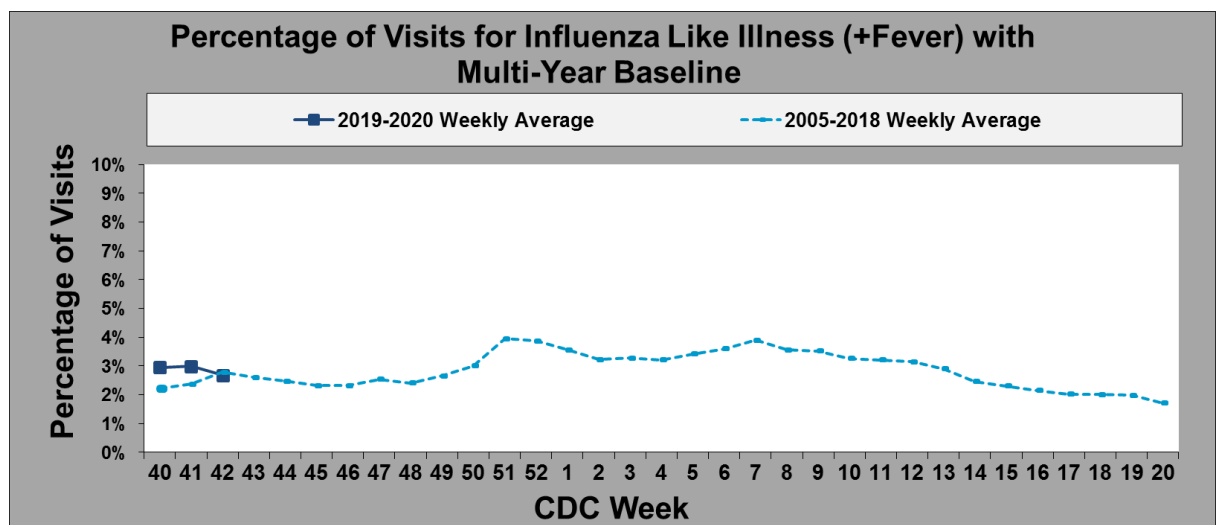
- ◆ ED and Stat Care visits for respiratory and constitutional decreased but remained above the multi-year average.



Graph 4: Emergency Department (ED) Visits for Influenza Like Illness (+Fever).

(Source: Health Monitoring Systems, EpiCenter, Hospital and Stat Care Patient Registration Surveillance System)

- ◆ ED and Stat Care visits for ILI + Fever for MMWR Week 42 decreased below the multi-year average.



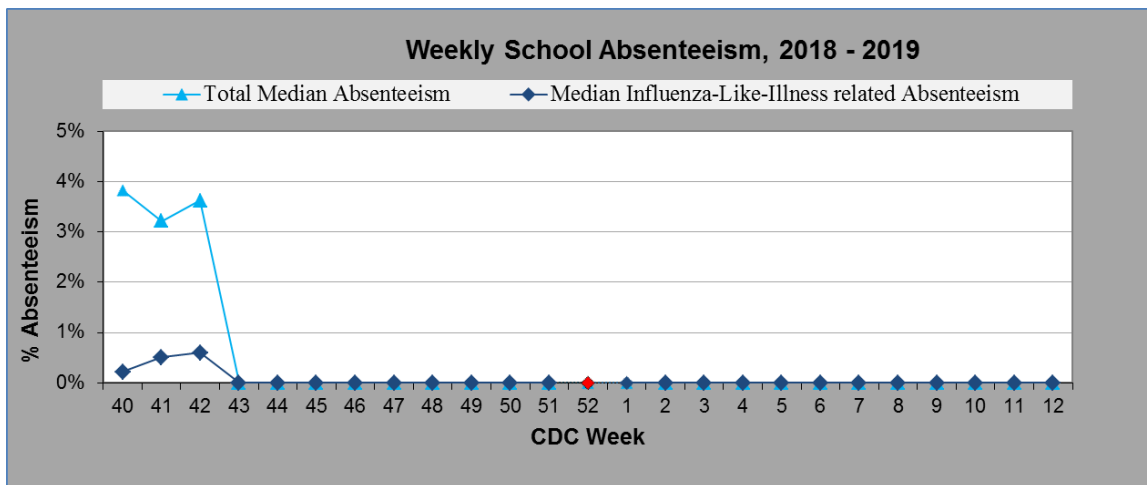
* All data presented in this weekly report are preliminary and may change as additional information is received.

* Multiyear averages included in this weekly report do not include the 2009/2010 H1N1 season.

Graph 5: Stark County School Absenteeism.

(Source: Voluntary reporting by multiple school districts throughout the county)

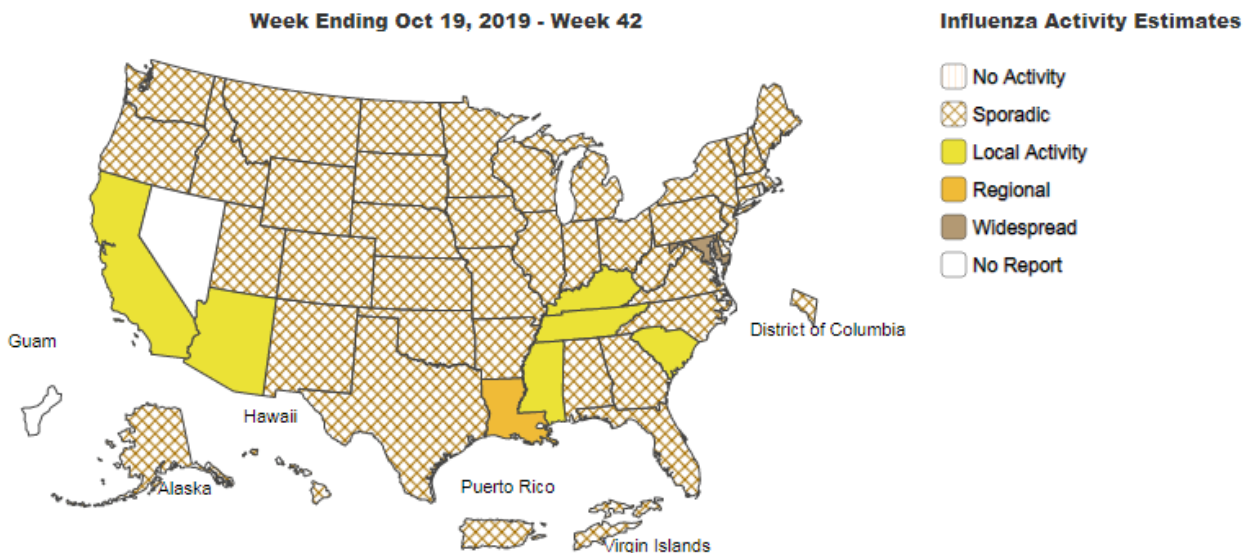
◆ During Week 42, there were 21 schools reporting absenteeism. Of those, a median of 3.63% of students were absent and a median of 0.60% due to ILI.



Map: Weekly Geographic Influenza Activity Estimates Reported by State and Territorial Epidemiologists Syndromes.

(Source: Health Monitoring Systems, EpiCenter, hospital and stat care patient registration surveillance system)

◆ During Week 42, Ohio reported sporadic activity. 1 state reported regional influenza activity.



* All data presented in this weekly report are preliminary and may change as additional information is received.
* Multiyear averages included in this weekly report do not include the 2009/2010 H1N1 season.